

THE OFFICIAL MANUAL OF THE  
**FRONTIERSMEN**



*"... with a firm reliance on the protection of Divine Providence,  
we mutually pledge to each other our Lives, our Fortunes,  
and our sacred Honor."*

DECLARATION OF INDEPENDENCE — JULY 4, 1776

FM0001-7

## Foreword

It has been many years since the Frontiersmen became a reality. In those years there have been many triumphs and challenges, all culminating in the book you are holding – the 7<sup>th</sup> Edition of the Official Manual for the Frontiersmen.

A work such as this doesn't just spring up overnight. It began as a vision in 2009 that quickly formed into a small group of friends; then, by the end of 2011 it developed into a state-wide network; and in 2012, ultimately culminating in the national organization you see today.

Our story doesn't end there. In 2017, The Frontiersmen officially incorporated as a non-profit organization. With our new status as an incorporated entity, we hope to take the Frontiersmen program to new levels.

Our success is not the work of one person or even a small group of individuals, it is the culmination of years of hard work by a silent mass of God-fearing American patriots; whose sole goal is to bring good people together in order that this nation “shall not perish from the earth”.

## Credits

### Founder & President

Dan Toth

### 2017 Frontiersmen Trustees

Jay Campbell, Mike Clendenin, Gary Phillips Jr., Dan Toth, and Dwane Wight

### The Founding Troop

Thank you to those in Portage County, Ohio who breathed life into an idea and kept it alive through all these years – Al, Austin, Bob, Dan, Mark, and Sean.


### Authorship

*The Official Manual of the Frontiersmen* by  
Dan Toth

Published by The Frontiersmen, Inc.

© Copyright 2009-2017 Dan Toth – All Rights Reserved

*No part of this book may be reproduced or transmitted in any form or means, electronic or mechanical, including photocopying, recording, or by any information storage and retrieval systems, without written permission from the publisher and author.*



## What's Inside...

### Chapter I – An Overview of the Frontiersmen..1

The Official Mission Statement .....1

Declaration of Organization.....1

The Need for Mutual Defense .....1

What is the Frontiersmen?.....2

A Balanced Approach.....2

The Goal of Preparation .....2

A Solid Foundation .....3

“Frontiersmen” Symbolism.....4

### Chapter II – Our Structure .....5

Individual Members .....5

A Frontiersmen “Troop” .....5

A Frontiersmen “Company” .....6

A Frontiersmen “Regiment” .....6

State & National Assemblies .....7

### Chapter III – Membership.....8

Notice of Self-Responsibility .....8

Joining the Frontiersmen.....8

Participation .....9

Justification for Expulsion.....10

Dissolution of a Troop .....10

The Frontiersmen Creed & Oath.....11

### Chapter IV – Forming a Troop .....12

Recruiting .....12

Organizing Your Group.....13

Networking with Others .....14

Meetings & Training Exercises .....15

Encourage Teamwork .....15

Everyone Contributes.....15

### Chapter V – Troop Structure.....16

Rank & Election of Leaders .....16

Command, Defense & Support .....16

Troop Organizational Chart .....17

The Headquarters Section (HQ).....18

### Chapter VI – The Minuteman Corps.....20

Minuteman Teams .....20

Minuteman Equipment.....22

Personal Preparedness Levels .....24

Typical Minuteman Skill Set.....24

### Chapter VII – The Pioneer Corps.....25

Pioneer Teams .....25

Pioneer Equipment.....27

### Chapter VIII – The Uniform .....29

Uniform Styles .....29

Camouflage Patterns .....29

Uniform Standards .....29

The Official Uniform & Insignia .....30

Definitions of Terms .....31

## Dedication:

This book is dedicated to the hundreds of Frontiersmen, both past and present, who sacrificed time, energy, and resources to carry our vision across this great land. Your contributions shall forever be etched upon the rock of our foundation. – Dan

# Chapter I – An Overview of the Frontiersmen

## THE OFFICIAL MISSION STATEMENT

*“The Frontiersmen is a network of local units created by citizens in order to better prepare for man-made, economic, and natural disasters throughout the United States. Our mission is to provide for the education, training, equipping, and networking of members to mutually defend our friends, families & property during a crisis.”*

## DECLARATION OF ORGANIZATION

We the people of our respective states do hereby declare that by Natural Law we have the inherent right to assemble and organize together for the mutual protection of ourselves and our families in times of need.

Therefore, pursuant to the Constitution of the United States, Chapter I, Section 8, and the First, Second and Ninth Amendments thereto, and to the intent of the Framers thereof, and under the Constitutions of each of our states, the Frontiersmen, as lawful participants of each state’s respective unorganized militia, is established, to be governed in accordance with all applicable U.S. and state constitutional laws.

## THE NEED FOR MUTUAL DEFENSE

The goal of the Frontiersmen is to provide a “safety net” for you and your family. The threat of terrorism, economic collapse, natural disasters and civil unrest are but an emergency away. And what would be thought of as impossible today can be the new reality tomorrow. Are you prepared with food, water and emergency supplies? Would civil unrest and looting be a concern? The thought alone is scary; the fact that it’s completely possible given the economic situation is truly frightening.

In addition to fiscal issues, we are reminded on a daily basis from such organizations as NASA, NOAA, FEMA, DHS, and others to prepare for a variety of situations that threaten us. Every day it seems as if government agencies are warning us to expect the unexpected. We have all heard of such calamities as massive solar flares disrupting the power grid; NEO asteroid impacts; a Yellowstone “super volcano” eruption; an earthquake on the New Madrid fault; terrorism; war; floods; severe winter storms; the list goes on and on.

What would you do if faced with any of these situations? Will you get in line at the nearest food distribution point and wait for your rationed handouts? Move to a government facility for your own protection? Would you leave your security in the hands of a strained law enforcement agency? Would you stay at home and just hope for the best? How would you care for those who may be in need and are looking to you for help? How would you protect yourself against those who look at what you have as theirs for the taking? Remember the plight of those left unprepared after Katrina?

With so many looming threats to our way of life, something must be done in order to better prepare to meet these challenges. This is where the Frontiersmen come into play – to help organize family and friends into individual, localized teams and to facilitate the networking of like-minded people throughout the country for mutual support and common defense.



## WHAT IS THE FRONTIERSMEN?

The Frontiersmen is a civil defense network that utilizes aspects of a variety of groups that we would call "sister organizations, such as "prepper" networks, survivalist groups, and civilian militia. The Frontiersmen encompass what we believe to be the strong aspects of each of these groups while leaving behind stuff we feel may not be beneficial. The end result is a type of organization that is new to the Patriot Movement as a whole.

### Survival

Like survivalists, we incorporate the mindset of security and "living off the land". Our units train in: trapping, tracking, farming, building portable sanitation systems, portable energy generators, and much more. We do this while maintaining a structure that facilitates a large membership base. This allows us to eliminate the one aspect of the survivalist approach that might be its Achilles' heel - the "lone wolf" mentality.



### Prepping

Our organization fully embraces the "preppers" approach of storing supplies for a worst case scenario. We understand that those with sufficient provisions and supplies will be able to react to any crisis situation without panicking. We encourage members to have sufficient food, water, equipment, shelter, and other vital provisions not only for themselves, but for those who may come to them later in need. As Frontiersmen, we must expect those around us to look to us for guidance in the midst of a crisis and we should be prepared to offer that help. For this reason - all Frontiersmen families should be acquiring more provisions than their family would need.



### Defense

Finally, none of this would be any good if you couldn't protect it. So the Frontiersmen train our units to defend themselves. In any situation where civil unrest brings looting, those who have been prepping will be attractive targets. To help assure the families will be safe, we train individuals to defend themselves and to work together so that all of us may be able to guard against aggression as one cohesive force. For legal purposes, we declare our individual right to train as a defense force under USC Title 10 §311 and our state laws governing participation in the unorganized militia.



### A BALANCED APPROACH

The Frontiersmen consist of many different people who were once considered preppers, survivalists, and/or militia members. Our unique experiences and desire to formulate a new approach has developed the core of this organization.

With bringing together all the strengths of each area and building upon what we have learned, the Frontiersmen have developed a new and balanced approach to civil defense. One that incorporates a balance of skills, focus, and a 360° view of all the threats we face.

Militia will say we are preppers; preppers call us survivalists; and survivalists will say we are militia. The truth is we are all of them and yet none of them. We are Frontiersmen.



The Official Frontiersmen Logo

## THE GOAL OF PREPARATION

The Frontiersmen shall focus on training, equipping, and preparing families to be self-sufficient and secure during a crisis. All members shall accumulate provisions & equipment; train; and establish logistical support to respond to any crisis within the entire Frontiersmen network.

We shall strive to achieve these goals, and more, for every member and their family:

- ✓ Disseminate information to all members regarding threats that may impact their lives.
- ✓ Establish a nation-wide alternative communications system to alert members to danger.
- ✓ Develop alternative energy sources & methods to supply electricity during outages.
- ✓ Accumulate food & water provisions to support families during food shortages.
- ✓ Create, train, and equip a cohesive force to provide for our mutual defense.
- ✓ Instruct members in survival tactics vital to living “off the land”.
- ✓ Encourage our members to be self-sufficient during a crisis.
- ✓ Form a logistical structure to move people, equipment, and supplies as needed.
- ✓ Implement protocols to respond as a whole to dangers faced by any member.
- ✓ Educate all members to be vigilant against all threats to peace, liberty, and security.

## A SOLID FOUNDATION

Frontiersmen share a foundation where we hold to these three core principles: *God, family, country*. It is upon these core values that the entirety of the Frontiersmen is built.

## God

A Frontiersman's first priority is to God: the creator of all things; the grantor of all rights; the architect of history; and the author of our destiny. We believe in, and affirm the United States motto: *In God We Trust*. If an action, order, or situation would place the member in opposition to his/her loyalties to God, they are obligated to resist. A Frontiersman shall never be forced to act in such a manner that would contradict their personal religious tenets.



## Family

Our second priority is to family: our loved ones; those whom we offer every defense; the benefactors of our endeavors; and the true core of society. We seek to strengthen our families, our friends, and our communities. As individuals and as a unit, we seek to provide defense against any force or situation that would bring harm to those we love. In everything we do, it is for the protection and strengthening of our families.



## Country

The third priority is to country: the Constitution of the United States of America; the Bill of Rights; and our state Constitution. In these documents, our society and our way of life are enshrined.



The Frontiersmen seek to preserve our nation at all costs; rejecting the tenants of globalization, socialism, communism, and anything else that undermines the ultimate sovereignty of our nation, its heritage and its laws.

In so doing, the Frontiersmen actively support the lawful sworn defenders of this country at every opportunity.



## “FRONTIERSMEN” SYMBOLISM

In the past, there has been a lack of any symbol that reflects the structure, ideology, and mission of a family-based network of citizens, united for a common defense. Today, we have the *Frontiersmen*.

In 2009, the Frontiersmen began as a single group of friends and family in Ravenna, Ohio. In order to maintain our identity as Ohioans and the patriotic symbolism of the Revolutionary War, we adopted the name *Ohio Frontiersmen* as this state was considered the frontier in the 1770s.

Although we quickly grew to cover the nation, the name still held a significant importance in reflecting the true nature of our organization.

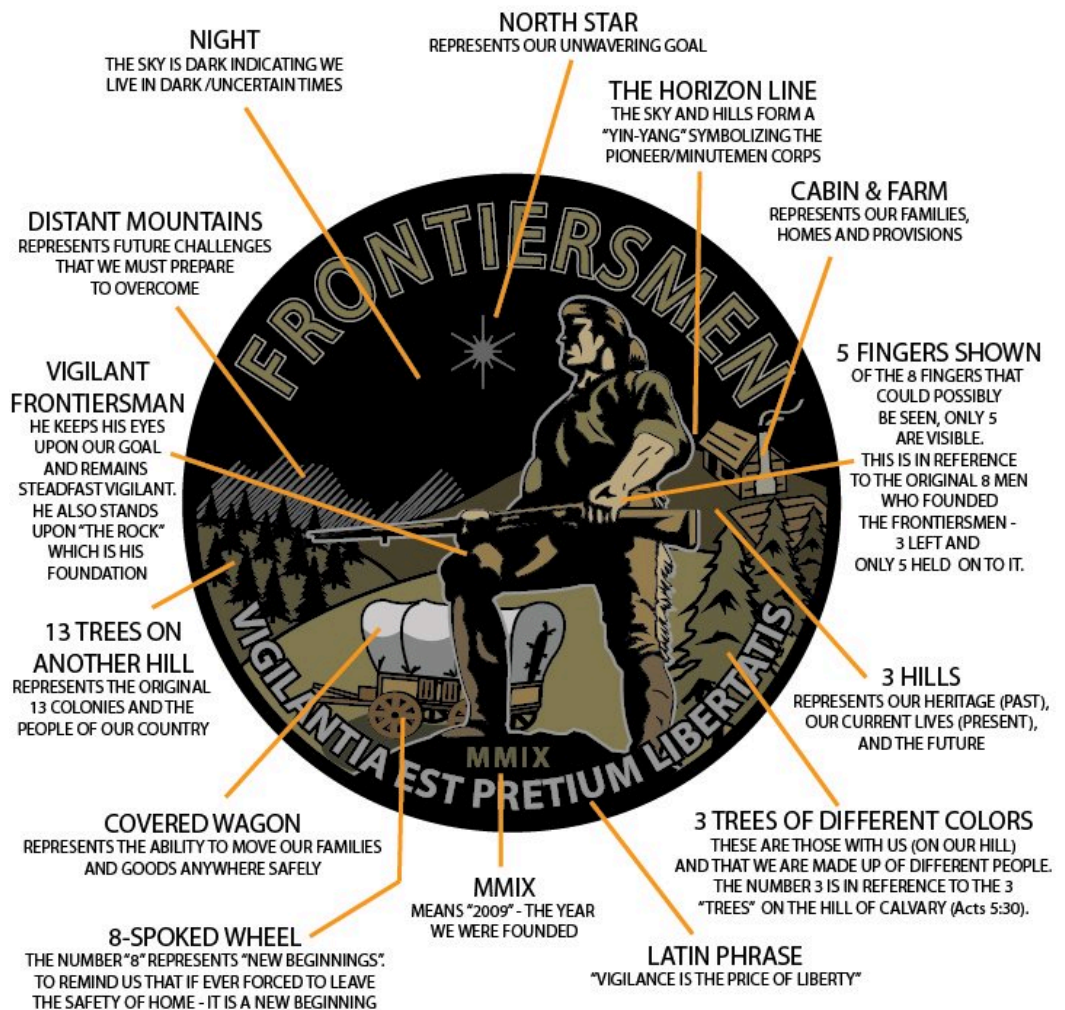
America has been the home of many famous frontiersmen and pioneers in history. Names like Daniel Boone, Davey Crockett, James Bowie, William Clark and more are literally seared into our heritage. These names are synonymous with strength, endurance and self-preservation – the very essence of what it means to be a true American.

A frontiersman was independent, tough, motivated, self-reliant, and free; he lived off the land, and held responsibility over his family's and his neighbor's security; his knowledge of the land was second to none and his determination to survive against the odds is

legendary. A frontier family was loyal, hard-working, dependable and resilient. All members of the family worked together to strengthen their home, support each other and look out for the welfare of their neighbors.

All frontiersmen had to defend against aggression; live off the land; sustain the family through disaster; store food and supplies for the harsh winters; represent stability in the midst of the wild that surrounded them; and provide as the vanguard for citizens who shall most assuredly arrive at a later date – a perfect symbol to represent our organization.

“The Frontiersmen” is not just our name – it encompasses all that we hold true. It is our heritage, our mission, our very way of life; the patch we wear symbolizes this and more.



The Frontiersmen Patch

## Chapter II – Our Structure

The Frontiersmen is an Ohio-based, 501(c)3 non-profit corporation which issues membership to individuals allowing them to form troops consisting of their friends and family. The networking of these troops is then facilitated by the national association.

Individuals who make up each troop exercise their First Amendment right to freely assemble as an autonomous collective for a common purpose.

Officially, the troop is the only membership class offered by the Frontiersmen and is used to identify the collective assembled under that name. The Frontiersmen do not maintain membership rolls of individuals within a troop.

### INDIVIDUAL MEMBERS

To be a Frontiersman, one needs to read and accept the core mission of the organization; to publically acknowledge that they agree with the Frontiersmen Creed; and to swear an Oath of Unity to support other members.

There may be those who support your Troop or may be included in preparations, training, and the like, but refuse to become a “sworn member”. These are called *Affiliate Members* and may be included as the Troop sees fit, however only those who have taken the Oath shall be referred to as Frontiersmen, have access to member-only information, or be permitted to wear the official patch.

### A FRONTIERSMEN “TROOP”

A *Troop* is the term used to describe any individual unit in the Frontiersmen. A troop consists of any number of friends, family and close associates that are part of your specific group.

Troops must maintain the Frontiersmen program; uphold the official charter and bylaws; maintain regular participation levels; and to be

in good standing with membership dues in order to remain active.

Troops should concentrate on networking with those close to them more than those greater distances away. If your troop is located near the border of a state, it would make sense to have strong relationships with those nearby, regardless if they are identified as being with another regiment. Remember that all troops should work together as much as possible, regardless of geographic location, as we are all part of the greater whole – the Frontiersmen.

### Troop Autonomy

Units must share common communication links, training standards, alert systems, organizational structure, information pertinent to our mission, and rendezvous points if there is an emergency.

Of course, troops should also train and meet with other units and state or regional-wide training exercises are encouraged on at least a quarterly basis. Outside of this, the inner workings of any one troop should remain safely within the trust of those members – not shared. Troops are to keep the details of communication codes; rally points; membership; provisions; caches; firearms and the like completely private. Only members of your Troop should ever be privy to sensitive information.

With all groups uniting under a common set of beliefs and structure, but remaining separate for the sake of security and cohesion, we allow units to grow or fail based on the commitment of their own members and no action of one unit can be to the detriment of another.

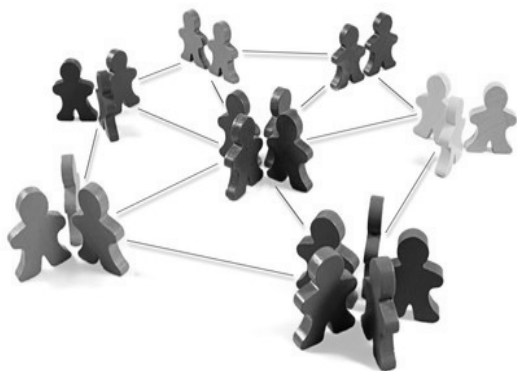
### Troop Leadership

As with any other organization, there must be a level of command/control to keep members focused and group discipline. There are no military ranks or elaborate chain of command in the Frontiersmen, only team leaders, corps commanders, and troop leaders elected by their group to fulfill specific roles.



A unit's HQ Section consists of the 2 corps commanders, the Troop Leader, and some additional team leaders.

A unit's HQ Section is the highest echelon of command in the Frontiersmen – there is no regional or state-level command structure. All units are autonomous, self-forming, and led by leaders of their choosing. They are considered equal to all other troops in the Frontiersmen.



Troops network, communicate and train together, but to maintain security, information regarding personnel, equipment, and provisions should not be shared with those outside your Troop until relationships are built.

## A FRONTIERSMEN “COMPANY”

A *Company* consists of all troops located in the same county. Each company is given a 3-digit numeral designation. This number is the county number assigned on your license plate tag. States with less than 100 counties will have a preceding zero; those with less than 10 will have two preceding zeros. For example, Portage County, Ohio is the 67<sup>th</sup> county and thus is designated “067”, or simply the 67<sup>th</sup> *Ohio Frontiersmen*.

Each troop is given a phonetic alphabet (“alpha”, “bravo”, etc.) designation based on the order in which they formed in that county. When a new troop is formed, the next letter will be used. If a troop leaves or if multiple troops unite into one, all later troops are reassigned to fill the void.

Keep in mind that although a troop may be associated with a specific county – troops are made up of close friends and family that may or may not live within that county jurisdiction.

## Working Within Your Company

All troops belonging to the same company are encouraged to work as close as possible. They should coordinate training and social events to build relationships between the various troops.

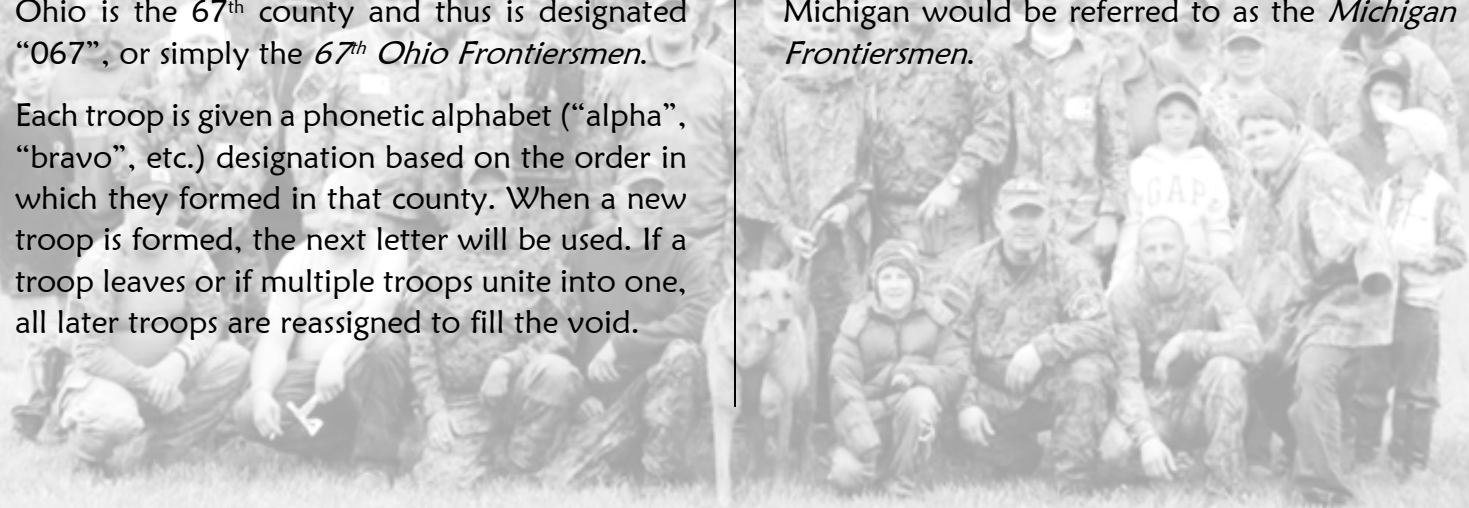
When developing a strong support network, it all hinges upon the local. The Frontiersmen may be a national network, but a national network is not much help when you need assistance in your area. So it should be of the highest priority to work as close as possible with troops in your own area.

Additionally, some new troops may be small or even consist of a single person. Working with troops in your company will develop a sense of unity and brotherhood to those who may not have a fully developed unit, encouraging them to actively participate despite not having their own troop members.

## A FRONTIERSMEN “REGIMENT”

A *Regiment* consists of all troops within the geographic boundaries of a state. Each state regiment is considered a chapter of the national Frontiersmen network.

Regiments are simply referred to as [STATE] *Frontiersmen*. For instance, all troops located in Ohio are the *Ohio Frontiersmen*, while those in Michigan would be referred to as the *Michigan Frontiersmen*.



## STATE & NATIONAL ASSEMBLIES

### State Assembly

All regiments are expected to oversee activities within their state. Recruitment, organization, and the enforcement of standards is the responsibility of the state assembly. The assembly is a committee made up of 1 representative from each Troop in the state. All decisions that affect the state should be done by a consensus of all the Troop representatives, with each unit casting 1 vote.

Note that this structure is to facilitate communication between units and help maintain the Frontiersmen standard. This assembly of unit representatives is for consultation purposes only and in no way an echelon of command. It is recommended that units abide by these group decisions at the regiment level, but all Troops ultimately make decisions regarding their unit alone.

Although many other civil defense organizations may build up state-level command & control structures, this approach is ineffective and prone to break down. Additionally, with the absence of a command echelon, there are no ego issues to contend with, which is the bane of many similar organizations.

#### *The State Coordinator*

A *State Coordinator* is a person elected each year to chair the regimental council. Their duty is to facilitate meetings, call votes, set yearly goals, and organize local task forces to accomplish short-term projects. The coordinator also serves as the liaison to the national assembly.

When voting on regimental issues, in the case of a tie, the state coordinator may cast the deciding vote personally.

### National Assembly

The national assembly consists of all troops in the Frontiersmen. During national assemblies, only coordinators are required to be present or to assign a representative in their stead. All other troops are welcome to attend national assemblies, but are not required.

National assemblies are routinely organized to ensure the positive flow of information between the national organization and the individual regiments.

#### *National Association*

The Frontiersmen, Inc. is commonly referred to as the *National Association*. It consists of a president and a board of Trustees. The national organization is responsible for all Frontiersmen administration; including finances, marketing, legal obligations, public relations, annual reports, membership standards, dispute resolution, and the like. Trustees have quarterly meetings to discuss administrative issues.

Each troop handles its own internal issues, including membership, operating procedures, activities, and more. The national organization only facilitates the systems to network all the other troops together and maintains the integrity of the Frontiersmen program.



## Chapter III – Membership

Membership is the key to growing our organization, but it depends on much more than simply numbers. While other organizations concentrate solely on mass recruiting techniques, our approach must be more discriminating to assure our future success – quality over quantity.

### NOTICE OF SELF-RESPONSIBILITY

As a member of the Frontiersmen, you are responsible for your own actions. At no time will any action in violation of a local, state or federal law be construed as condoned, supported, sponsored, encouraged, or acceptable by the organization or any of its members. By becoming a Frontiersman, you acknowledge that any act or public declaration in violation of any law or that is contrary to the charter and/or stated purposes of our organization shall be the responsibility of the individual involved and none other.

### JOINING THE FRONTIERSMEN

Individuals may join the Frontiersmen in two ways:

- I. Join an existing troop
- II. Form a new troop

#### Join an Existing Troop

All Troops in the Frontiersmen are autonomous – they make all decisions that affect their group amongst themselves. Therefore, troops may accept or deny membership to whom they choose, based on their own criteria. If someone asks to join, the unit must decide if the person is a motivated, dependable, trustworthy, and a positive addition to the group.

All requests will be reviewed by the *HQ Section* of that troop and then a final decision will be made regarding acceptance as a full member, affiliate member status, or denial.

### Membership Criteria

All interested parties should be considered for membership in the Frontiersmen – there is a role for everyone, regardless of sex, age, or physical limitation. No person shall be excluded on the sole basis of ethnicity, religion, national origin, political opinions, gender, or age. However, minors shall require the written consent or presence of a parent or guardian to participate.

For an individual become a Frontiersman, they must meet most or all of the following basic criteria. Potential members possessing less than 4 of the 5 criteria below should be examined more thoroughly before being allowed to join your unit.

- I. Be known by at least 1 other member
- II. Highly motivated and willing to participate
- III. Possess the means to prepare themselves with food, equipment, firearms, etc.
- IV. Honest & dependable
- V. Willing to come to the aid of others when needed

### Affiliate Membership

Affiliate membership refers to the state of working closely with an existing troop, but not as a full-fledged member of that unit. You will not be issued official patches nor have access to information or activities the troop deems private, but you will be invited to attend outings, training, classes, and be connected with their alert system.

Affiliate membership does not grant any right to be supported and/or defended by the troop as a full member; however it does allow you some familiarity with the unit if there is a situation where we all need to come together. Affiliate membership requires the permission of the troop leadership.



## Forming a New Troop

If joining an existing troop is not an option, you still have the option of creating a new one with your friends and family. New troops may be created by any current member or by non-members wishing to become Frontiersmen.

When creating a new troop, two or more existing troop leaders must publically grant their approval for a new one to form. In this case, the leaders would swear in the new candidate as a full member (by having him take the *Oath of Unity*) and then notify the Membership Committee that a review is needed. Details on how to organize a new unit are found in the next chapter.

It is the responsibility of the founder of a new troop to recruit members into the new troop and to establish elections to determine the troop leader and other positions. Until such time, the founder is considered a *Coordinator* and shall act as the default troop leader.

### *First Steps for a New Troop*

Once you are sworn in as a new troop coordinator, there are steps you must take in order to fully integrate your new unit into the network. It is the responsibility of the coordinator or troop leader to make certain these actions are completed at the earliest opportunity.

- ✓ Create an online account on the Frontiersmen website.
- ✓ Pay the required membership dues.
- ✓ Join the Frontiersmen social networking areas that are set up for members. A list of these areas are available on the members-only area of the website.

Once these steps are complete, you will be fully connected and may begin recruiting members into your troop and participating in Frontiersmen activities.

## PARTICIPATION

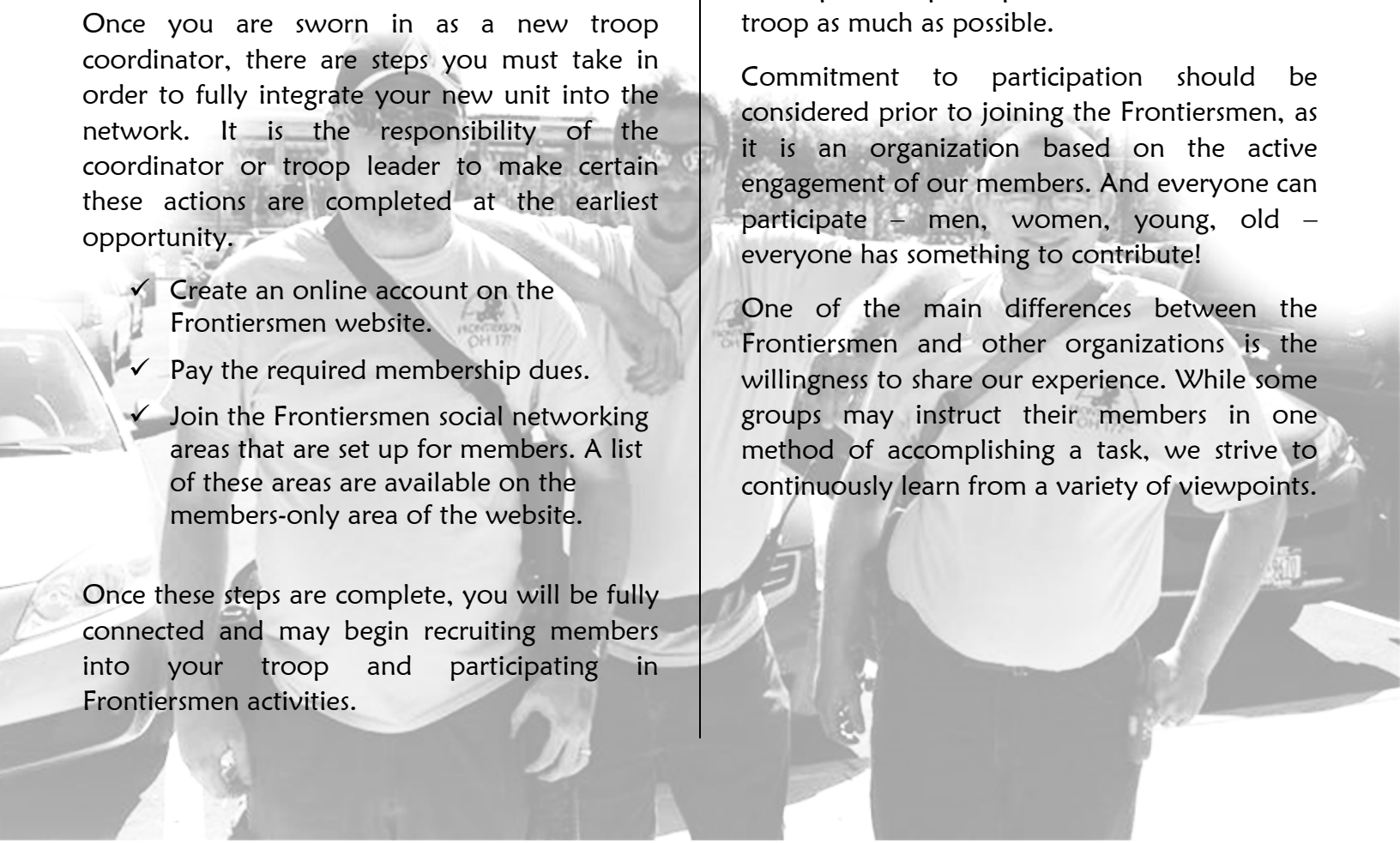
The Frontiersmen offer training, outings, classroom courses, networking, and much more. All of the benefits of membership is generally offered at no charge to members. It is the responsibility of troop members to participate in these activities as much as possible. It was once stated that “*you get out of the Frontiersmen what you put into it*”; a statement that really sums up what it means to join. The more you and your troop participate, the more valuable the organization becomes.

Troops are expected to have representatives in online meetings, actively participate in networking, and to attend or sponsor local training exercises and courses on at least a semi-regular basis to maintain an active level. Troops that do not generally become stagnant, irrelevant, and out of touch with current events – which may result in dissolution of the troop as a whole.

Additionally, members must be aware that they are required to participate and contribute to the troop as much as possible.

Commitment to participation should be considered prior to joining the Frontiersmen, as it is an organization based on the active engagement of our members. And everyone can participate – men, women, young, old – everyone has something to contribute!

One of the main differences between the Frontiersmen and other organizations is the willingness to share our experience. While some groups may instruct their members in one method of accomplishing a task, we strive to continuously learn from a variety of viewpoints.



## JUSTIFICATION FOR EXPULSION

In some circumstances it may become necessary to strip a member of their membership in your troop. This may be to maintain unit cohesion, morale, security, or a variety of other reasons. Expulsion from a troop requires the unanimous vote of the unit's HQ Section. Votes for expulsion may be called for a variety of reasons, including:

- I. Security risk
- II. Lack of participation or conformity to troop standards
- III. Insubordination
- IV. Negatively affects morale
- V. Bringing shame/notoriety to the troop
- VI. Behavior unbecoming a Frontiersman

In any case where there is just cause to bring about a vote of expulsion, the HQ Section should notify the member and/or his team leader and allow for the answering of these charges before the HQ Section. If the member is found

to be guilty and a vote of expulsion is passed, the member shall be required to surrender their Frontiersmen patch and all troop property immediately.

## DISSOLUTION OF A TROOP

A troop may be dissolved both voluntarily by the unanimous consent of the troop members, or involuntarily by review of the Trustees.

At any time the Frontiersmen trustees, or committee with due authority, may convene a meeting to discuss the possible expulsion of an entire troop for conduct unbecoming a Frontiersman. We maintain the right to remove any and all troops that may be detrimental to the ultimate mission or good standing of the organization.

Once a vote for dissolution is made (voluntary or involuntary), all members of that troop are no longer considered Frontiersmen and the troop is eliminated from active membership. Membership dues paid to date are forfeited by any troop so dissolved.



The Frontiersmen put the welfare of our families above all else. Men, women, and our children participate in Frontiersmen activities. Therefore this organization is dedicated to cultivating and maintaining a safe, family-friendly environment for all our members.

## THE FRONTIERSMEN CREED & OATH

The Frontiersmen are built upon bonds of loyalty and trust. To assure all members affirm this commitment to one another, all new recruits must read and agree with the *Frontiersmen Creed* below. Having done so, they will then be sworn in with the *Oath of Unity* delivered by that troop leader, corps commander, or team leader. In cases of a new troop, the oath must be given by another troop leader, or trustee. Following the oath, they shall be considered a full member of the organization.

### The Frontiersmen Creed

The Frontiersmen must be for the true patriot, the citizen that wants to preserve our families, our friends, our society, our way of life. It is for those who have a sense of responsibility to their families, their friends, and their communities. To reiterate this commitment, all new members must be in agreement with the Frontiersmen Creed and acknowledge this agreement prior to taking the oath.

- I. I will bear true faith and allegiance to the US Constitution, my state constitution, my unit and all fellow Frontiersmen; and shall respect the Constitutional rights of all Americans regardless of race or religion; putting aside any bias, prejudices or indifferences I may have; and to treat others as they should be treated.
- II. I will never act in a manner to embarrass, humiliate or endanger my fellow Frontiersmen; seeking to strengthen our cause with honor and integrity at every opportunity; and shall keep all information entrusted to me in confidence.
- III. I will strengthen my unit by strengthening myself; and be prepared to help my team, my unit, and my fellow Frontiersmen to the best of my ability.
- IV. I will strive to be proficient, motivated and professional in all I do; and shall faithfully execute my duties to the best of my abilities; and shall endure with my unit through any crisis.
- V. I will put forth the welfare of my family, my unit and my fellow Frontiersmen before my own.
- VI. I will act in the defense of liberty when called to do so; to come to the aid of my brothers and sisters, without hesitation; and I will do all in my power to defend our homes, our families, and our way of life.

### The Oath of Unity

"I, \_\_\_\_\_, do solemnly swear (or affirm) that I will support and defend the Constitution of the United States against all enemies, both foreign and domestic; that I will bear true faith and allegiance to the same; that I will offer provision to others in times of need; that I will never betray the trust nor safety of any Frontiersmen; that I will seek to strengthen, support and defend this unit at every opportunity; that I will respond to those in distress without hesitation; that I will honor those appointed over me; and that I will lead with courage, conviction and morale when called to do so; So Help Me God."



## Chapter IV – Forming a Troop

This chapter will address the basic steps needed to create a new troop from the ground-up. When an individual takes the lead in forming a unit, they are officially known as a *Unit Coordinator* and shall act as the leader and official representative until elections for positions are held.

### RECRUITING

For most people this is the most challenging aspect of being in the Frontiersmen – how to get interested people to form a new troop. Once you have been doing it for a while, you'll see that there really is not too much that needs to be done on your part to bring in new people. It just takes a little organization and some patience.

#### Finding Like-Minded Individuals

The first thing you need to do is identify those who share the same concern as you do. Talk to friends and family about current situations such as the state of the economy, natural disasters, threat of terrorism/war, and civil unrest. Gauge the responses you get from different people regarding these topics. Those who demonstrate an interest or concern are the ones you will need to concentrate on in the beginning. Question them about what they're doing to prepare for these situations. This will generally make people think about their current level of preparation. Mention that you're looking to organize a group to address these concerns and you would like them to attend a meeting and learn more.

Be sure to ask people if they have any friends/family that may be interested in talking more about this. Personal networking is the best way to get the word out to those you're trying to reach. Be sure that everyone that gets involved has a trusted connection to someone else – avoid strangers when organizing a new

unit. You never can tell the true motivations and/or state of mind of those you have never met.

#### Recruit by Relationship – Not by Location

Always bring close friends and family into your unit, regardless of where they live. Don't limit your unit to only those that live near you or in the same county. The goal of the Frontiersmen is to build strong, family-focused relationships within a unit and a member who lives outside the county should never be discouraged from joining. Help encourage the development of minutemen and pioneer teams with those near each other for convenience. When there are enough members in a different county to form 2 or more teams, you should encourage the creation of a new Troop altogether.

#### Hold an Introductory Meeting

Once you've identified those who share the same concerns as you do, organize a meeting. If the group is small, be sure it's an informal get-together at your house. If the group is larger, find a venue that will serve to accommodate everyone, yet is still comfortable.

Keep in mind that setting up an introductory meeting may seem a bit daunting – feel free to invite existing Frontiersmen to the meeting to assist. You'll find that members are usually all too happy to help form other units.

##### *Step #1- Set the Atmosphere*

Be sure to have some food and soft drinks available – people tend to be more sociable & relaxed when food is involved. Let everyone get some snacks and mingle for a few minutes before you call the meeting to order and don't forget to introduce everyone there if they do not already know each other.

##### *Step #2 - Start a Discussion*

When everyone is comfortable, it's time to start off the discussion and get the ball rolling. Make

sure that you are addressing the crowd when you do this so everyone is paying attention.

Lead with a short testimonial about the concerns you have and how you feel there needs to be something done about it. Everyone knows why they're there, they have the same concerns.

Once a discussion has begun, let them give their own testimonials and encourage an open dialogue with everyone having an opportunity to talk. You can even lead with a question like “*Joe, what got you interested in what’s going on with the economy?*” It will not take much to get people airing their concerns. After everyone has said their peace and the concerns have been identified, it’s time to offer a solution.

### *Step #3 - Introduce the Frontiersmen*

If you are currently a Frontiersmen member, give a quick overview of what the organization is about, what we do and what we believe in. Highlight your experiences with the group, emphasizing the good times you’ve had and the benefits of being part of the group. If you are not a current Frontiersmen member, outline the organization – maybe even hand out copies of this manual or other materials. Let them know what we’re all about and how you would like to set up a local troop and join the network.

Be sure to explain that this is a team-based network of like-minded individuals and stress that this is family-oriented group so spouses and children are encouraged to participate. Have a dialogue where you outline the benefits of joining and then address any questions guests may have.

### *Step #4 - Set a Date to Organize*

Once you have explained the idea, don’t feel obligated to push the issue. Hand out any literature and your contact information to all the guests. Tell them to read over the manual at their leisure and feel free to ask you any questions. Set a date where you will officially set up the unit and tell them to get back to you by then so they

may be included. Tell everyone to feel free to bring friends/family that may be interested also!

If a majority is already interested in joining then you can simply move right into an organizational meeting if time allows.

## **ORGANIZING YOUR GROUP**

Once all prospective members are present at an organizational meeting, it’s time to get started. Begin with verifying that everyone has read the manual and agrees with the *Frontiersmen Creed*. You, as the Unit Coordinator, must recite the creed and have all prospects agree to it, and then have everyone recite or affirm *The Frontiersmen Creed* take the *Oath of Unity*.

### **Initial Structure & Leadership**

Once you understand who is in the unit, it is time to lay the foundation of the unit’s structure. The first thing you must do is identify all the minutemen and all the pioneers in your group. This will form the basis of each corps.

#### *Step #1 – Form into Corps*

Once pioneers & minutemen are determined, the members of each corps elect a *Corps Commander*. This commander is responsible for the training and overall leadership of that section of the unit. This person should be highly motivated, responsible, and well organized. Additionally, a Minuteman Corps Commander should also possess military experience and/or expertise in firearms, tactics, or other expertise.

#### *Step #2 – Form Teams in Each Corps*

Teams are made up of 2-5 individuals. If there are 5 or less members of a corps, they shall act as 1 team with the Corps Commander as the team leader. If there are 6 or more, they should split into 2 or more teams. The Corps Commander would be the default leader of one team and elections are held to determine other team leaders.

### PIONEER TEAMS

The Pioneer Corps Commander must identify the tasks needed to be accomplished and form teams to meet those needs. Once teams are set, the team members may elect a team leader to oversee their role. Pioneer teams concentrate on 1 or more specific tasks that need to be accomplished, such as base security, logistics, communications, and supply acquisition/storage. Each team will be identified by the task they are responsible for (the Logistics Team, the Medical Team, etc.). In the early stages, teams will generally be assigned responsibility over more than one of these areas.

### MINUTEMAN TEAMS

Minutemen teams differ slightly in mission & structure as they must focus on working as a defensive combat unit in the field. Members should organize based on personal relationships and locality to assure they can meet on a regular basis and to keep response times to a minimum. Each team will be identical in structure with team members having specific roles to fill. Once teams are formed, they are not named like the Pioneer teams; they are simply assigned a phonetic alphabet designation (i.e. Alpha, Beta, Charlie, etc.).

## Working with Smaller Groups

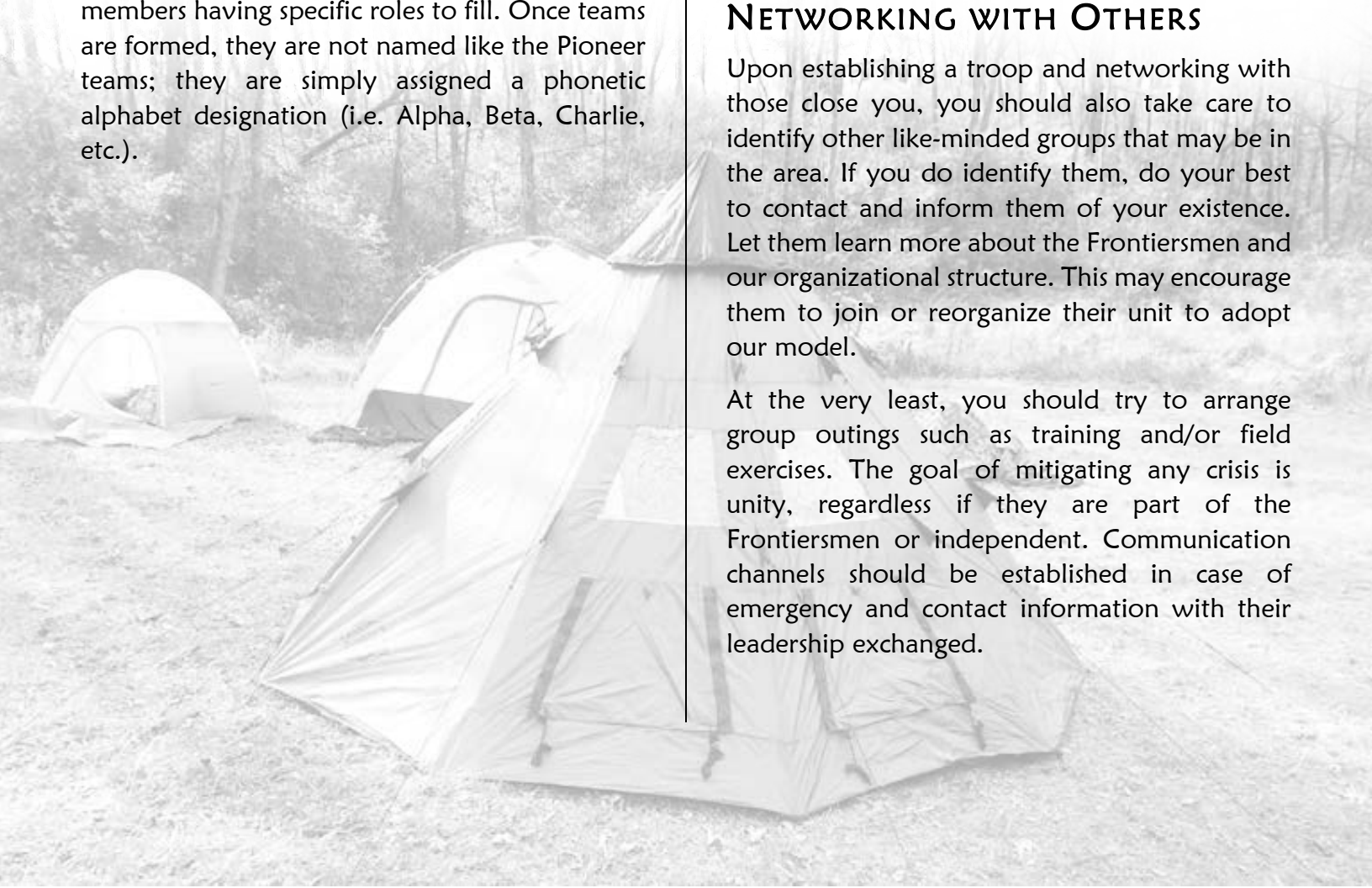
In the early stages of a new troop, some members will undoubtedly be responsible for a variety of tasks. In addition, it may make little sense for your unit to operate independently when it comes to minutemen/pioneer meetings if you do not possess the participants to do so. In groups with 5 or less total members, it is completely acceptable to simply elect a troop leader to represent and oversee the direction of the unit and forego dividing into corps for the time being.

Groups this small should work closely together, assuming both Pioneer & Minuteman responsibilities until the troop gains more members. Meetings should be scheduled together as everyone has an interest in what the group is doing. As you gain more members, you can officially form a dedicated Pioneer and Minuteman corps to focus training and other preparations.

## NETWORKING WITH OTHERS

Upon establishing a troop and networking with those close you, you should also take care to identify other like-minded groups that may be in the area. If you do identify them, do your best to contact and inform them of your existence. Let them learn more about the Frontiersmen and our organizational structure. This may encourage them to join or reorganize their unit to adopt our model.

At the very least, you should try to arrange group outings such as training and/or field exercises. The goal of mitigating any crisis is unity, regardless if they are part of the Frontiersmen or independent. Communication channels should be established in case of emergency and contact information with their leadership exchanged.





## MEETINGS & TRAINING EXERCISES

Once a new unit is formed it is important to maintain interest, participation and the continued growth of skill levels. For these reasons and more, units should schedule activities on a regular basis for all areas of the group.

### Meetings

Meetings take a variety of forms – from HQ Staff meetings to general assemblies. The HQ Staff should conference (in-person or remotely) at least once per week. This allows all members of the section to be up-to-date on all aspects of the unit and to allow for immediate attention to important matters.

An assembly of the entire troop should take place at least monthly. This may take the form of a regular meeting, a field outing, or even a classroom exercise where all members participate. The goal is to get everyone together to strengthen morale and to build relationships.

### Classroom Training Exercises (CTX's)

Classroom training exercises or CTX's may be held to instruct members on subjects like food preparation, food storage, alternative energy, home defense, communications, emergency rendezvous protocols and more. CTX's should be planned on a regular basis by both corps and attended by everyone with an interest in the subject of the class. These may be held in a formal setting, at a member's home, or even video recorded for dissemination later. All members with a pertinent skill should share their knowledge by holding a class on the matter.

### Field Training Exercises (FTX's)

Generally field training exercises or FTX's will be held by the Minutemen Corps, but may include skills that are relevant to both. These will include a variety of subjects such as land navigation, shelter building, close-quarter maneuvering, live fire and the like. The Minuteman Corps

Commander should encourage multiple team activities each month with a minimum of one FTX every 90 days with the full corps in attendance.

## ENCOURAGE TEAMWORK

Members must be aware of the unit's leadership authority and agree to preserve and strengthen it. All individuals who join the Frontiersmen are independent by nature – sometimes stubbornly so. It is imperative that members put aside personal ego, pride and accept a team outlook. It is good to be independent, but it is the whole that gives the unit its strength.

Members must always choose what is good for the group over other motivations. And it is incumbent upon all of us to encourage each other to participate in activities and to attain uniformity with uniforms, standardized ammo, communications, and the like.

## EVERYONE CONTRIBUTES

Every member must seek to contribute to the unit as much as possible. Contributions take many forms: training, knowledge, financial donations and strengthening morale are some examples. Not everyone will be able to contribute the same, but all contributions help the same.

We must work together to take the necessary steps required to strengthen the whole through individual participation. The goal is to train all our members in the various skills we each possess.

Keep in mind the Frontiersmen are based on each individual possessing the right skills and training needed to perform to their fullest potential when the need arises.

## Chapter V – Troop Structure

All units are encouraged to use this organizational structure to ensure a degree of standardization, coordination, and parity within operations. Leaders must effectively organize group efforts and provide for training, troop organization, response strategies, intelligence, security, communications, support, and the acquisition of supplies.

### RANK & ELECTION OF LEADERS

There are no official military ranks in the Frontiersmen. While many other organizations have adopted military ranking to establish a command and control system, the Frontiersmen has the team structure. In lacking the rigidity of military discipline, a team approach best suits the needs of a civilian organization.

All teams (Minuteman or Pioneer) consist of 2-5 individuals with one acting as the team leader. The teams elect their own leaders to fulfill the leadership duties for a period of 6 months. Members of each corps elect a Corps Commander to also serve for 6 months and the entire unit elects a Troop Leader for the same period of time. All leaders so elected are known as *Team Leader*, *Corps Commander* or *Troop Leader*.

### Election Week

As a rule of thumb, “Election Week” should be held during the 1<sup>st</sup> week of January and July of each year. If an election is held in midst of these two dates (new unit formation for instance), the positions are simply held until the next official election week.

### Vote of Status Quo

In order to not be bogged down with continuous elections each half-year; Troops may simply hold a vote to maintain the Status Quo. This vote may be called by anyone, and if there is no objection by any member, the Troop maintains all positions of leadership “as is” for

another 6 months. If there is an objection to the *Status Quo*, the Troop moves forward with holding normal elections.

### Vote of No Confidence

It may become imperative to remove a leader from a position before their 6 month tenure is complete. In such a case, any member who holds a position directly below the leader in question may call for a *Vote of No Confidence*. Team members may do this for a team leader; team leaders may do this for a Corps Commander; either Corps Commander may call for one against the Troop Leader. This may occur only once during any single six-month term.

When such a vote is called, all members under that person’s command may vote. Only team members for removal of a team leader and only corps members vote in the case of a Corps Commander, but the entire unit would vote for a Troop Leader. If the vote equals or exceeds 50% of those eligible to vote, a new election is held at the first opportunity. The former leader is then returned to normal corps membership.

## COMMAND, DEFENSE & SUPPORT

A full Frontiersmen unit consists of 3 parts – command, defense & support elements. The three parts allow for the segregation of responsibilities and effective operations of a defensive force. Of course, Troops of various sizes or composition might find themselves possessing only 1 of these elements (all pioneers or all minutemen), and this is perfectly acceptable.

### Command Element

The command element is known as the *Headquarters Section* (HQ Section). This section directs the unit and all operations. The HQ Section is tasked with networking, growth, unit loyalty & cohesion, disseminating info to members, and more. A HQ Section would only be present if a unit had both a Pioneer and Minuteman Corps. If a unit had only 1 type of



corps, the Corps Commander would serve as the de facto Troop Leader and there is no need for a separate HQ Section.

## Defense Element

The defensive element is known as the *Minutemen Corps*. It is responsible for the training and organizing of personnel into an effective response force capable of defending the troop and/or projecting physical force when needed. If it's a search & rescue, retrieval of supplies from a cache, responding to a threat, extraction of personnel from harm's way or similar situation, it is the Minutemen who would

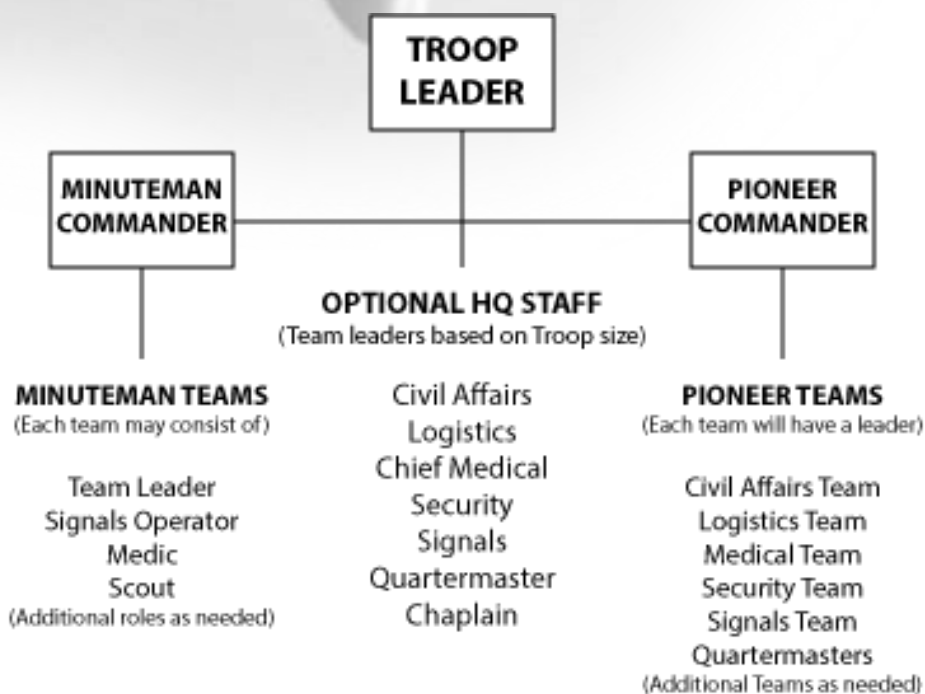
be responsible for that mission. Minutemen form into teams of 2-5 individuals.

## Support Element


The support (and usually the largest) element of the unit is called the *Pioneer Corps*. The Pioneers are responsible for a variety of vital tasks required to operate the unit. Some of the responsibilities of the Pioneer Corps are: supply acquisition & storage; logistics; home, base & personal/family security; membership activities; communications; medical support; and more. The actual teams formed within this corps are based on the need and size of the individual unit.

## TROOP ORGANIZATIONAL CHART

This is the typical structure of a fully-staffed Frontiersmen Troop. Units with fewer individuals may only possess some of the indicated elements. Units will grow into a full troop as membership increases.



## TYPICAL TEAMS





## THE HEADQUARTERS SECTION (HQ)

Positions within the headquarters section are appointed based on the needs and size of the unit. They are not mandatory, however they do lend to the successful operations of any unit. Lacking any state or regional structure, the unit's HQ Section is the highest command/control entity in the Frontiersmen.

The HQ Section typically consists of the following personnel: a Troop Leader; a Minuteman Corps Commander; a Pioneer Corps Commander; and one or more team leaders from the Pioneer Corps. The purpose of optional staff is to give the unit focus where needed by having a direct access to that team. Optional staff may be added or removed as needed by the Troop Leader.

Optional HQ personnel are present as advisors only and have no vote on official matters nor do they have authority to call a *Vote of No Confidence* against the Troop Leader.

In most decisions regarding the unit, the Troop Leader is the final authority. The Troop Leader should take counsel from the Minuteman & Pioneer Corps Commanders, ultimately making a decision as to the best course of action. In cases regarding the admission & dismissal of personnel, altering unit structure, expenditure of funds and other decisions that affect group assets – the 3 leaders shall each cast an equal vote.

The HQ Staff should meet (or conference) regularly – every week or two. The purpose of the meetings will be to: update each other on preparedness levels; set training/instruction schedules; review unit operations; coordinate activities; set membership drives; and coordinate fund-raising activities. In addition, the HQ Staff holds responsibility over hearing all member grievances and final determination on member expulsion or disciplinary action.

## The HQ Section Staff

### *The Troop Leader*

The Troop Leader is responsible for the training, organization, growth and preparedness of the entire unit. In any case where the Troop Leader cannot fulfill his duties, the designated Executive Officer or “XO” (Minuteman or Pioneer Commander) shall fulfill the duties.

The Troop Leader has the following duties:

- ✓ Elected by the entire unit to serve for 6 months.
- ✓ To formally represent the troop.
- ✓ To coordinate all actions between the HQ Staff, Minuteman & Pioneer Corps.
- ✓ To establish communications and rapport with other militia units.
- ✓ To ensure the unit follows proper processes and keeps uniformity with the Frontiersmen Creed.
- ✓ To continuously seek to improve in unit training, instruction and growth.
- ✓ To initiate musters and coordinate operations with other entities.
- ✓ Appoints all optional HQ Staff.
- ✓ Designates the Minuteman or Pioneer Commander as their Executive Officer (XO).
- ✓ To serve as a role model for all Frontiersmen in word and deed.

### *The Minuteman Corps Commander*

The Minuteman Corps Commander is responsible for the coordination, training and procedure discipline of the entire Minuteman Corps. The Commander leads by example and must be the embodiment of unit procedures and proper character.

A Corps Commander has the following responsibilities:

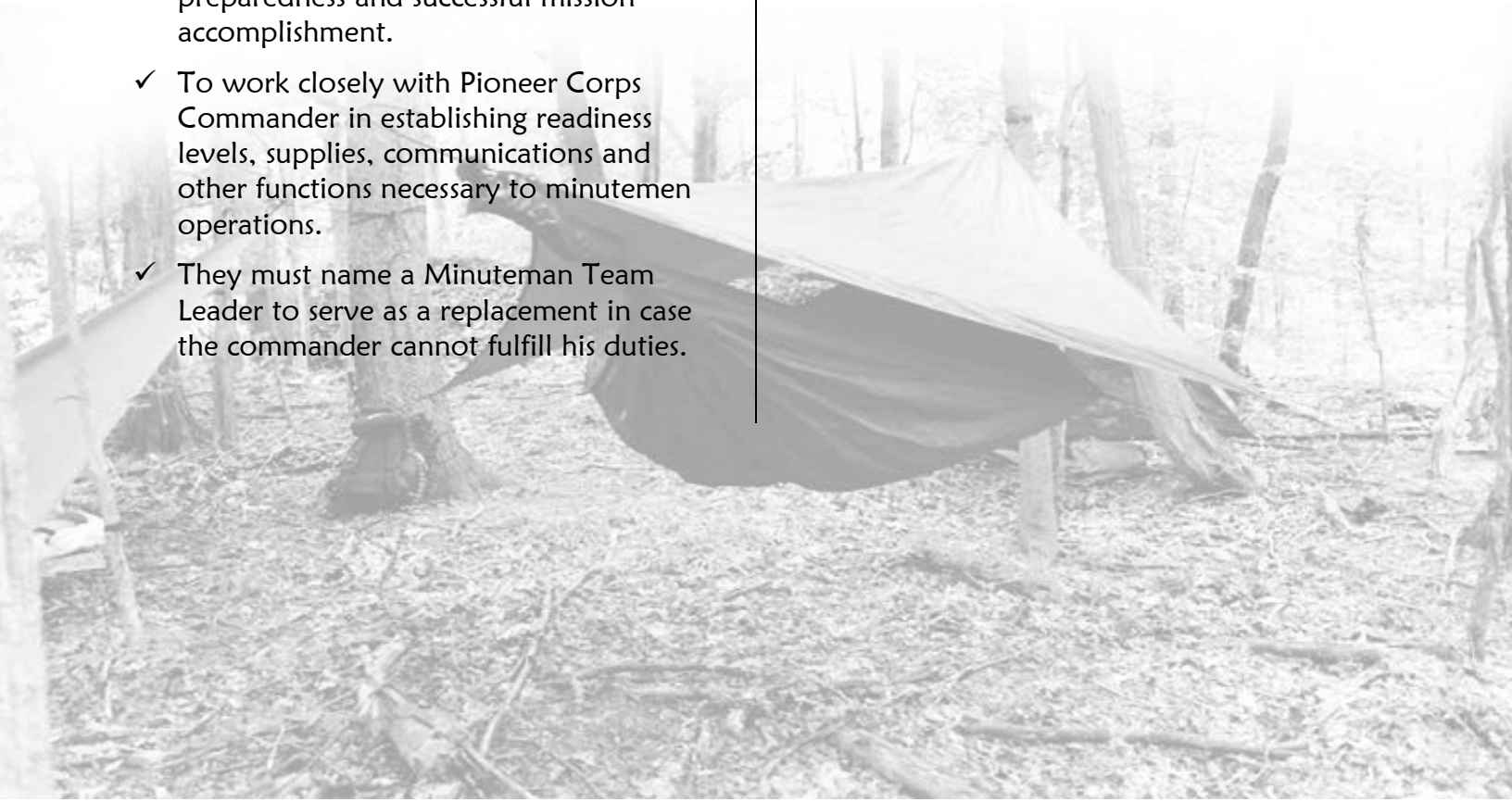
- ✓ Elected by the Minuteman Corps to serve for 6 months.
- ✓ Lead the corps in operations.
- ✓ Appoint a new leader (for his local team) to act in his absence.
- ✓ Coordinate alert & communication systems to all teams under their control.
- ✓ Develop 3 rally points for Team Leaders to assemble the corps.
- ✓ Coordinate with Team Leaders in the formation of training and instruction.
- ✓ To report muster strength and readiness levels to the HQ Staff.
- ✓ Hold responsibility for corps preparedness and successful mission accomplishment.
- ✓ To work closely with Pioneer Corps Commander in establishing readiness levels, supplies, communications and other functions necessary to minutemen operations.
- ✓ They must name a Minuteman Team Leader to serve as a replacement in case the commander cannot fulfill his duties.

### *The Pioneer Corps Commander*

The Pioneer Corps Commander is responsible for the coordination, training and organization of the support arm of the unit. They must be organized, motivated and effective in establishing: training; communications networks; logistics, security; membership & fund raising drives; and more.

The Pioneer Corps Commander has the following responsibilities:

- ✓ They are elected by the Pioneer Corps to serve for 6 months.
- ✓ They must establish all Pioneer teams and designated team leadership.
- ✓ They must work closely with Minuteman Corps Team Leaders and HQ Staff.
- ✓ Disseminates information gathered by members to HQ Staff.
- ✓ Holds responsibility for the readiness levels of all Pioneer Corps activities.
- ✓ They must name a Pioneer Team Leader serve as a replacement in case the commander cannot fulfill his duties.



## Chapter VI – The Minuteman Corps

The Minuteman Corps more closely resembles a more traditional militia unit in function and structure and consists of all able-bodied members who have no conscientious objection to serving in the defensive arm of the unit.



THE ORIGINAL MINUTEMAN  
CORPS EMBLEM

A troop's Minuteman Corps has one goal – to create, develop and train corps members into an effective, defensive unit. They should have the capability to muster and be ready for operations on a moment's notice. Supported by the various Pioneer Corps teams, the Minutemen must be prepared to act in defense of the troop when a physical threat arises.

There are no ranks held within the Minuteman Corps. The entire corps is subdivided into smaller teams of 2-5 men, with those responsible for the team designated as the *Team Leader*. Team Leaders are elected from the team membership alone. In addition to team leaders, one individual is elected to represent and lead the corps; this person is identified as the *Minuteman Corps Commander*.

### MINUTEMAN TEAMS

The basic element of the Minuteman Corps is the *Team*. Commonly called a *fire team* in the U.S. Army, the team should consist of 2-5 individuals with strong relationships and/or who live in close proximity. When a team reaches 6+ personnel, it is highly recommended they split into 2 separate teams to ensure tactical mobility and security. Teams are always self-forming. Do not arbitrarily select who will work together, let the members choose on their own.

Friends and family offer the best solution for teams as the whole can be secure in the knowledge of each person's capabilities and trustworthiness. It is important that everyone on the team feels comfortable and confident with the team's membership. This increases security and reliability. If there is an issue, reorganize – do not force anyone to serve on a team that they are not 100% confident about, it will destroy moral.

When a team is formed it is given a phonetic alphabet designation (in the order of formation – i.e. *Alpha, Beta, Charlie*, etc.) and one person is elected to serve as the *Team Leader*. The Team Leader holds direct responsibility over their members, while each individual in the team is responsible for what their specific role requires.

Teams must train and communicate often. They must have their own alert system and should have code phrases, rallying points and safe locations that they alone know. Teams are responsible for self-mustering when called to do so and should possess the right training and equipment to be independent. An individual team strengthens the whole unit when it is strong, disciplined and motivated.

All team members train as standard riflemen in addition to a specific area of focus. It is recommended that teams be structured to include the following elements: a team leader, medic, signals (or radio man), and a scout.

All members of the team, including those that do not qualify for one of the mission-specific positions below, will be a rifleman. The rifleman provides the baseline standard for all Minutemen and is an integral part of the team. He must be an expert in handling and employing his weapon and in conducting tactical missions.



## The Team Leader

The Team Leader holds responsibility over his team. He must be able to motivate and organize his men to assure they are a functional operating unit. The Team Leader must perform the following functions:

1. Elected by his team to serve for 6 months.
2. Lead his team during training maneuvers.
3. Create an effective alert network to allow for assembly and mobilization in the shortest amount of time.
4. Create at minimum of 3 mustering locations and emergency routes to each other's homes.
5. Ensure his team follows unit operating procedures and adheres to our Creed & Oath.
6. Keeps his team organized with proper uniforms and focused on standardization of weapons, ammunition and equipment.
7. Meets with and instructs team on hand signals, proper formations, and tactical drills.
8. Assigns a member as Assistant Team Leader to assume duties if the Team Leader cannot.
9. Coordinates with other Team Leaders and the Corps Commander, informing them of preparedness levels, training or equipment needs, and more.

## Medic

The Medic is responsible for maintaining the physical health of the team. They are responsible for assembling a first aid & trauma kit and to be instructed in the proper application of all medical equipment & medicine carried. The medic must be licensed in First Aid & CPR at the earliest possible opportunity.

## Scout

A Scout is responsible for terrain intelligence, GPS positioning and knowledge of the local region. They must be well trained in map reading, land navigation, weather and more. They are responsible for travel routes through an operational area and should have pre-planned entry/exit routes. Additional skills that apply to a good scout are: knowledge of local vegetation & wildlife; the location of local population; available sources of supplies & shelter; and tracking. Scouts are responsible for coordination of all routes with any counterparts that may be present in the unit.

## Signals Operator

The Signals operator (commonly called the *Radio Telephone Operator or RTO*) is the person responsible for establishing/maintaining communications with your base of operations. They must be proficient in all unit codes, alerts, equipment and protocol. The operator should have a strong understanding of the equipment, including how it works, the effective range and minor repairs. It is recommended that signal operators achieve at least a Technician license with HAM radio operations. They are also responsible for ancillary equipment including: CB radios, scanners, weather band radios, etc.

A Frontiersmen Signals operator differs from the standard RTO of a tactical team in that they are proficient in a variety of communications (signaling). Signals operators should be highly proficient in all the skills set forth in the *Frontiersmen Signals Handbook*, which includes electronic, visual, audio, trail-marking and other signaling methods.

## MINUTEMAN EQUIPMENT

The individual is personally responsible for his equipment, uniform, communications devices, weaponry and more. Each individual must maintain the highest possible state of readiness and training at all times and expect deployment at a moment's notice. It will be required of all members not otherwise opposed for conscience sake, to have his own: firearm, ammunition, equipment, food supplies and clothing.

### Firearm Standards

Individual members are responsible for procuring personal firearms & ammunition. It is imperative that the member acquire a firearm consistent with modern military/police standards. The standard firearm of the Frontiersmen will be the AR-15 or AK-47 semi-automatic rifles. Hunting rifles will also suffice for a primary weapon if so desired. Standardization of platforms allows for familiarity, consistency, and the interchangeability of rounds when ammo levels are at a minimum, which is crucial when dealing with limited supplies during a crisis.

WEAPON	STANDARD
Battle Rifle	5.56 or 7.62x39
Hunting Rifle	.270, .308 or 30-06
Pistol	.380, .9mm, .40, or .45
Shotgun	12 gauge
Flare Launcher	37mm

## Minimum Equipment

To be an effective member of a minuteman team, one must procure (at a minimum) all the following items. Less than this may render the individual as ineffective and ill-suited for the Minuteman corps.

- ✓ 1 Rifle or Shotgun
- ✓ 50 Rounds of ammunition
- ✓ 1 Backpack: complete w/ Frame & Straps, G.I. issue Alice pack Med. or Large
- ✓ 3 Days' worth of MREs (or equivalent)
- ✓ 1 Personal Hydration system/Canteen
- ✓ 1 Compass, Lensatic, GI issue w/ pouch
- ✓ 1 Fire-building kit (incl. flint & steel)
- ✓ 1 Individual First Aid Kit (IFAK)



## Standard Minuteman Equipment

The following is a list of basic personal equipment that all Minuteman Corps personnel should acquire in addition to the above list, as resources allow.

This is not a complete list of equipment that may be needed and individuals should add/modify their personal list as required.

- ✓ 1 Tomahawk
- ✓ 500+ Rounds of rifle ammo
- ✓ 1 Pistol
- ✓ 200+ Rounds of pistol ammo
- ✓ 2 Sets of ACUs (OD or camo)
- ✓ 1 Coat, Field, M-65 (OD or camo)
- ✓ 1 Liner, Jacket, Field, M-65
- ✓ 1 Cap, Boonie, (OD or camo)
- ✓ 1 Pair Boots, Tactical or Combat
- ✓ 1 Poncho, OD or camo
- ✓ 1 Blanket (wool or cotton) -or- Poncho Liner
- ✓ 2 Pair socks, OD, cushion sole or equiv.
- ✓ 2 Pair T-shirts, OD, Brown, Black, or camo
- ✓ 1 Pair of gloves, OD or camo
- ✓ 1 Belt, pants
- ✓ 1 Set Long Underwear, Polypropylene
- ✓ 1 Cleaning kit for weapons
- ✓ 1 Gas Mask
- ✓ 1 Pistol belt, complete w/ LBE suspenders, GI issue -or- 1 Tactical LBE vest

- ✓ 1 Double magazine pouch for pistol
- ✓ Individual First Aid Kit (IFAK)
- ✓ 1 Knife, combat w/ sheath
- ✓ 1 Sharpening Stone
- ✓ 1 Entrenching Tool
- ✓ 1 Butt pack
- ✓ 1 Flashlight w/ batteries and red lens
- ✓ 1 Case of MREs (or equivalent)
- ✓ 1 Sleeping bag
- ✓ 1 Camouflage face paint applicator
- ✓ 1 Portable Communications Device
- ✓ 1 Signaling Kit (incl. Whistle & mirror)

## Minutemen Team Equipment

One or more of these additional items will assist in a fully-functional Minuteman team.

- ✓ Portable low-profile shelter
- ✓ Long-Range Communications Device
- ✓ Hand-held GPS device
- ✓ Ghillie suit
- ✓ Full Trauma Medical Kit
- ✓ AM/FM Radio, hand crank; w/charger
- ✓ 37mm Flare Launcher
- ✓ 10+ Rounds of 37mm projectiles
- ✓ USGS maps w/UTM Protractor or grid
- ✓ Personal body armor vests
- ✓ Night vision devices



## PERSONAL PREPAREDNESS LEVELS

The Minuteman's primary goal is to reach a minimum of Level I Preparedness and demonstrate the ability to deploy from home within an hour of an alert. To reach Level II & III standards, it would require that all gear be ready, organized for a "grab & go" emergency.

REQUIREMENT	LEVEL I	LEVEL II	LEVEL III
Equipment List	Basic	Standard	Standard + Team
Ammunition Supply	--	500/Firearm	1000+/Firearm
Response Time	1 Hour	30 Minutes	15 Minutes
Communication *	Team Only	Local area	State-wide
Field Duration **	1 Day	3 Days	1 Week+
Seasonal Gear	Summer gear	Spring – Fall gear	Gear for all seasons
Protective Devices	None	Gas Mask only	Full NBC Gear

\* Communication is the member's ability to contact others via radio; walkie-talkie, CB, Shortwave & others.

\*\* Field Duration refers to the ability to remain in a field of operations, including food, water & shelter preparations

## TYPICAL MINUTEMAN SKILL SET

Minutemen must gain familiarity and eventual mastery over some specific skills that are required for a cohesive defense force. Unlike many other defense forces, the Frontiersmen require that minutemen possess a wide variety of skills due to the various roles they may fill.

The following is a basic list that all minutemen should acquire training in:

- 
- ✓ Fire Building
  - ✓ Navigation
  - ✓ Tracking
  - ✓ Evasion
  - ✓ Basic Field Craft
  - ✓ Shelter Building
  - ✓ Survival Trapping
  - ✓ Hunting & Fishing
  - ✓ Stealth Camping
  - ✓ First Aid
  - ✓ Close Quarter Battle
  - ✓ Martial Combat
  - ✓ Knife Fighting
  - ✓ Bow and/or crossbow
  - ✓ Firearm Safety
  - ✓ Marksmanship
  - ✓ Communications
  - ✓ Signaling

## Chapter VII – The Pioneer Corps

The Pioneer Corps more closely resembles a survivalist or “prepper” group in both form and function.

Pioneers consist of all personnel who are not in the Minuteman Corps.

They serve as the “Home Guard” for the unit, responsible for such tasks as: home & base security, logistics, communications networking, acquiring supplies, etc.


The Pioneer Corps has many responsibilities and a variety of tasks it must perform in support of the Minuteman Corps. An efficient and effective Pioneer Corps support structure allows the Minuteman Corps to act immediately when the need arises.

### PIONEER TEAMS

The Pioneer Corps is structured slightly differently than the Minuteman Corps. The Pioneer Corps are organized into teams to manage the various support tasks.

All Pioneer members may volunteer for any team based on personal expertise; however the Pioneer Corps Commander assigns team membership to ensure the roles are filled with proper personnel.

The Pioneer Corps Commander must establish all support teams for the unit. Once a team is established, team members will elect a *Team Leader* to organize and supervise that team's duties. Team Leaders will generally serve for 6 months, when a new election is held. Team Leaders must report to the Pioneer Corps Commander as to readiness levels, needs and the



THE ORIGINAL PIONEER CORPS EMBLEM

like. The types of teams that will be established can range from unit to unit, based on the needs and size of the group. In units with a limited membership base, Pioneer team tasks may even be handled by a single person.

The Pioneer Corps Commander must ensure the various Pioneer teams meet and train regularly. Classroom instruction and/or field exercises should be scheduled once per month at a minimum. Functions should be planned in coordination with the Minuteman Corps when applicable.

Below are some examples of teams (incl. team leader titles) that may be formed within the Pioneer Corps and common responsibilities. This list serves only as an example and teams should be created as desired based on the needs of the unit.

#### Civil Affairs (Civil Affairs Officer)

- ✓ To establish a liaison and prepare press releases for media & develops good public relations
- ✓ Responsible for all matters dealing with legal issues.

#### Field Services (Field Services Officer)

- ✓ Organizing and preparing outings, picnics, rallies and similar events.
- ✓ Choose locations for events, such as scheduling gun show exhibits and the like.
- ✓ Designating sites and delegating responsibility in the actual set up of unit camps and the like.
- ✓ Responsible for protocols and procedures in preparing food to support large crowds.



### Medical (Chief Medical Officer)

- ✓ Training of all unit medics and first aid.
- ✓ The establishment of all field medical locations.
- ✓ First Aid treatment of all injuries sustained by unit personnel.
- ✓ The standards and levels of all unit medical supplies.
- ✓ The distribution of all needed medical supplies.

### Security (Chief of Security)

- ✓ Provide perimeter security for any base of operations, including alarms and active denial.
- ✓ Responsible for detainment of unlawful personnel and sentry duty (if applicable).
- ✓ Direct the construction and upkeep of base defenses.
- ✓ Maintain a high level of vigilance against all threats that may endanger the group.

### Signals/Intelligence (Chief Signals Officer)

- ✓ To create a center to provide communications with teams and other Frontiersmen units
- ✓ Establish communication standards, alert systems and codes.
- ✓ The proper training of equipment and procedures.
- ✓ Acquire intelligence from news, print, radio, internet, and other operations, including social media.

### Supplies (Quartermaster)

- ✓ General supply (except for ammunition and medical supplies)
- ✓ Establishes locations & procedures for long-term food storage
- ✓ Fuel & water storage

- ✓ Inventory and food cycle monitoring
- ✓ Material and distribution management

### Transportation (Logistics Officer)

- ✓ Development of primary and secondary transportation systems and routes to and from operation areas.
- ✓ The delivery of supplies to and from operational areas.
- ✓ Maintenance of vehicles & other transportation-related machinery.

### Chaplainry (Unit Chaplain)

- ✓ Provide emotional & spiritual aid to all members.
- ✓ Advise leaders and assist in maintaining a moral direction for the Unit.
- ✓ Assist members of various faiths in acquiring counsel and materials from organizations of their choosing.
- ✓ Lead the unit in group prayer during services.
- ✓ Establish relationships with all local religious organizations.

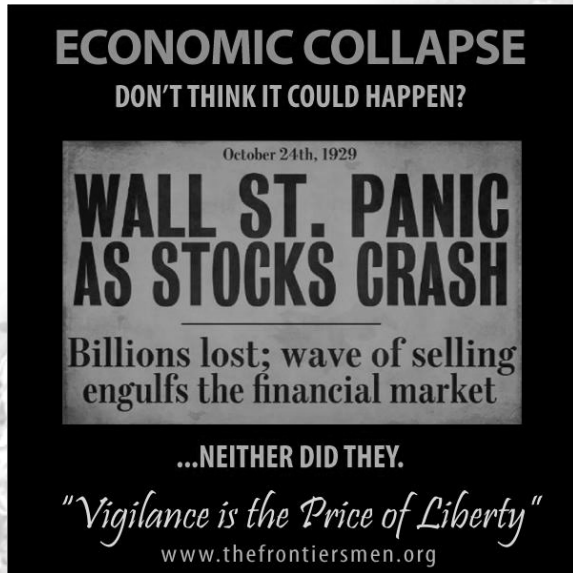
### Unit Treasury (Treasurer)

- ✓ Accumulate donations and/or funds gained from activities.
- ✓ Securing and recording all monetary transactions.
- ✓ Holds sole responsibility for the lawful application of all funds.
- ✓ Organize and supervise all fund-raising activities.
- ✓ Submit a regular report detailing all activities pertinent to the Unit's monetary interests.
- ✓ Insure that all records and receipts are in order.



## Other Teams

Pioneer Teams are organized as needed and there is no set structure as to what should or should not be present. As the need arises, create a team to handle the challenge. Teams may be formed on a permanent or temporary basis, based on the circumstances. The Pioneer Corps Commander may designate teams as needed.



## PIONEER EQUIPMENT

The following is a list of basic personal equipment that all *Pioneer Corps* personnel should acquire, as resources allow. Each member of the family should have the necessary equipment to support them on an extensive camping trip. By using camping as a model, you can determine what your family may need in a situation where you are living “off the grid” during an emergency.

The following list represents common items all Pioneers should have for their own personal use in an emergency situation; additional provisions for the unit, such as generators, must also be

acquired for sustainability in a long-term expedition.

- ✓ Firearm and Ammo
- ✓ Backpack
- ✓ Sleeping bag
- ✓ Tent or Shelter
- ✓ Fire-Starting Tools
- ✓ Portable Cookware
- ✓ Camping Mess Kit & Utensils
- ✓ Water Purification System
- ✓ MREs or Other Food
- ✓ First Aid Supplies
- ✓ Bandana, Hat or Head Covering
- ✓ UV Eye Protection
- ✓ Sunscreen
- ✓ Gas Masks & Filters
- ✓ Extra Clothing
- ✓ Batteries
- ✓ Flashlight w/ red lenses
- ✓ Ham or Emergency Radio
- ✓ FRS/GMRS Radio
- ✓ Solar Recharger for Batteries
- ✓ Candles
- ✓ P-38 Can Opener
- ✓ Tomahawk or Hatchet
- ✓ Portable Shovel
- ✓ Para-Cord
- ✓ A Good Knife

## Standard Troop Equipment

The following list is a general guide to the standard “community” equipment that may be needed by a Troop. The list is far from complete; however it does offer direction as to the items that may be needed by your unit during a prolonged emergency. These in addition to standard provisions needed by each family, such as food, water, clothing, fuel, transportation, etc.

- ✓ Generator
- ✓ Alternative Power
- ✓ Chainsaw
- ✓ Water Purification
- ✓ Emergency Radio
- ✓ HAM Radio
- ✓ Camping Cookware
- ✓ Cooking Utensils
- ✓ Butchery Tools
- ✓ Fishing Equipment
- ✓ Camping Table
- ✓ Portable Toilet
- ✓ Dental Kit
- ✓ Medical Equipment
- ✓ Prescriptions
- ✓ Standard Medicines
- ✓ Litter/Gurney
- ✓ Firearm Cleaning Kits

## Pioneer Corps Preparedness Levels

The term “pioneer” not only refers to the act of surviving alone or as a family in the wild, but also reflects the ability to move personnel & supplies quickly, efficiently and safe manner. The Pioneer Corps’ ultimate goal is to prepare the family to sustain extended periods in a crisis situation.

REQUIREMENT	LEVEL I	LEVEL II	LEVEL III
Equipment List	Minimal	Basic List	Standard Troop List +
Food/Water Supply	1 Month	6 Months	1 Year +
Ammunition Supply	--	500/Firearm	1000+/Firearm
Transportation	Troop only	Troop + Few Extra	2x Troop Capacity
Communication	FRS/GMRS	FMS/GMRS & CB	FMRS/GMRS, CB, HAM
Medical Supply	First Aid	Medicine & Equipment	Full Medical Care
Seasonal Shelter	Summer	Spring – Fall	All Seasons
Rally Time for Corps	4 Hours	1-2 Hours	Under 1 Hour
Power Supply	--	Generator	Generators & Other

## Chapter VIII – The Uniform

As a member of the Frontiersmen, you are encouraged to procure and maintain uniforms and equipment. When in uniform, you represent the Frontiersmen. Therefore your uniform will be clean, buttons buttoned, and patches sewn on properly. Proper impressions are very important to the public perception of your unit and the Frontiersmen as a whole.

### UNIFORM STYLES

Combat uniforms come in two basic styles; the Battle Dress Uniform or “BDU”; and the Army Combat Uniform or “ACU”. Battle Dress Uniforms (BDUs) are the older styled uniforms with a horizontal pocket on each breast with button closures and have a standard collar.

The newer styled ACU (Army Combat Uniform) are easily identified by their diagonal breast pockets with hook & loop (Velcro) closure and a neck wrap in place of a collar.

The official style of the Frontiersmen shall be the ACU. Keep in mind that it is a common mistake to confuse the style of the uniform (“ACU”) with the gray camouflage pattern the Army employs, which is actually called the *Universal Camouflage Pattern* or UCP.

### CAMOUFLAGE PATTERNS

Since the Frontiersmen is a national organization, the official pattern of our uniforms shall be *Multicam* or similar design. This pattern is superior to others as it works well in all geographic areas of the country.

Although *Multicam* is the “standard”, troops may determine the best pattern for their operating area. For instance, those living in a more arid environment would be encouraged to utilize UCP, CADPAT-AR, Desert, or similar

pattern, while those in heavily forested areas may choose digital woodland/MARPAT.

### UNIFORM STANDARDS

Once the troop selects an official pattern for your unit, all members of that unit must adhere to the same uniform standards.

The uniform shall be detailed with the proper insignia to enhance visibility, unit cohesion and uniformity with other units. The cost associated with a proper uniform (dress & patches) is approximately \$75. Units could subsidize this amount for members through fundraising efforts and/or donations.

### Professionalism

Oftentimes, perception is reality. To maintain a professional appearance at all times, members are encouraged only to display their Frontiersmen patch on uniforms that meet uniformity with other members of their troop.

Members appearing in uniform while wearing the Frontiersmen patch must maintain these standards:

1. The uniform is the ACU style (as described above)
2. The uniform is a complete set that matches the troop camouflage pattern.
3. The uniform has all the patches that appear in their correct position as detailed below.
4. The uniform is clean and worn in a neat fashion.

All members should take great pride in this organization and what it represents. It is incumbent on all members to encourage everyone to maintain the respect of displaying our image only in the most professional manner.



## THE OFFICIAL UNIFORM & INSIGNIA

The following graphic details the correct position of official Frontiersmen insignia as of the publishing date of this charter. Additional decoration may be implemented in the future.

Name tapes and flags must be subdued to match color of jacket



NOTE: Additional tabs & morale patches may be worn as adopted by Troop.

NOTES:

## Definitions of Terms

**Affiliate** – One who supports and works with the active members of a troop but is not a sworn member.

**AO** – Area of Operations, the geographical area you will most likely be operating in during a crisis.

**Member** – A current sworn member in good standing with The Frontiersmen, Inc. or a member of their household.

**Company** – All troops within a single county jurisdiction.

**CTX** – A CTX or “Classroom Training Exercise” is any activity organized and hosted by members for Frontiersmen training in a classroom or indoor facility where field gear would not be required.

**FTX** – An FTX or “Field Training Exercise” is any activity organized and hosted by members for Frontiersmen training outdoors where field gear would be required to participate.

**Minuteman Corps Commander** – The leader of all teams who identify as “minutemen”, elected by all minutemen members in the troop.

**Motto** – The official motto of the Frontiersmen is “Vigilance is the Price of Liberty”. Often, the phrase “We are our brother’s keeper” is used as well.

**National Assembly** – The meeting of state coordinators or regiment representatives.

**Pioneer Corps Commander** - The leader of all teams who identify as “pioneer”, elected by all pioneer members in the troop.

**Regiment** – All troops within a single state jurisdiction.

**Sister Organizations** – Any organization that espouses self-reliance, the right of all Americans to live in safety, the defense of our families and communities against outside threats, supports the Constitution of the United States, and has a friendly disposition toward our Judeo-Christian heritage.

**State Assembly** – All troop leaders (or their representatives) in a regiment.

**State Coordinator** – A troop leader elected by all troop leaders in that state who organizes and guides the Regiment Council and serves as the liaison with other regiments.

**Troop** – The members and affiliates of a single unit within the Frontiersmen.

**Troop Leader** – The leader of any given troop, elected by the troop membership.

**Trustee** – A member that has been selected to serve on the Board of Trustees.

**VTX** – A VTX or “Virtual Training Exercise” is any activity organized and hosted by members for Frontiersmen training over the internet or other communications medium where participants are not collectively located in person, but rather sharing remotely.